

# Holidays Homework

CLASS-2<sup>nd</sup>

## Dear Parents,

“We should live everyday like it is a holiday, being thankful and spending time with family and looking hopefully to the future”.

There is no doubt that vacations are the most appropriate time for the students to refresh and rejuvenate themselves to showcase their performance more enthusiastically. Children have ample energy which needs to be channelized in the right direction to get the best out of them.

Keeping this in mind the holiday homework has been designed to make them more observant and confident. Students must remember to complete all their Homework and submit it to the respective teachers upon their arrival at the school after vacations. **School will re-open on 6<sup>th</sup> July 2026.**

## General Instructions:-

1. Get up early in the morning and go out for a walk daily.
2. Listen to news daily and read the news headlines.
3. Watch National Geographic, History and Discovery channels to enrich your general knowledge.
4. Subject based questions must be done in Holiday Homework Notebooks.
5. Show your best creativity and make colorful projects. Use good quality of sketch or glitter pens for writing headings only, text should be handwritten with blue or black pen.
6. Time Table must be made. Holiday Homework must be done over a period of one month. Don't consider Holiday Homework as a burden.

Dear parents

Kindly follow the instructions for  
Holidays' Homework-

1. ਛੁੱਟੀਆਂ ਦਾ ਕੰਮ ਸੁੰਦਰ ਢੰਗ ਨਾਲ ਕੀਤਾ ਜਾਵੇ ਕਿਉਂਕਿ ਇਸ ਦੇ ਲਈ ਬੱਚਿਆਂ ਨੂੰ ਅੰਕ ਮਿਲਣਗੇ ਜੋ ਕਿ ਬੱਚੇ ਦੇ ਰਿਜ਼ਲਟ ਵਿੱਚ ਜੋੜੇ ਜਾਣਗੇ।
2. ਛੁੱਟੀਆਂ ਦਾ ਕੰਮ 3 in 1 notebook ਉੱਤੇ ਕੀਤਾ ਜਾਵੇ।
3. Projects ਨੂੰ Drawing sheets ਉੱਤੇ ਬਣਾਇਆ ਜਾਵੇ।

## Subject- Computer

- **Read & Learn Ch- 1, 2 (Back Exercise & Viva Question/Answers)**
- **Make a chart by pasting Pictures on A4 sheet on Topic – Computer Parts & Devices.**
- **Viva Q/A based on Ch -1 Computer – A Smart Machine**

Q1-What is a computer?

Ans – Smart machine.

Q2-What does a computer need to work?

Ans – Instructions.

Q3-Can a computer take its own decisions?

Ans – No.

Q4-How should we take care of a computer?

Ans – By handling it carefully.

Q5-Is a computer faster than humans?

Ans – Yes, a computer works very fast.

Q6-Name any two places where computers are used.

Ans – School, Bank.

Q7-Why is a computer called a smart machine?

Ans – Because it works fast.

Q8 -What is CPU?

Ans – CPU is the brain of a computer.

Q9- Can a computer make mistakes?

Ans – A computer does not make mistakes.

Q10- Name two types of computers.

Ans – Desktop, Laptop.

### ➤ **Viva Q/A Based on Ch-2 Computer Parts & Devices**

Q1- Which is the brain of computer?

Ans – CPU.

Q2- Name the part of computer which shows output?

Ans – Monitor.

Q3- Name the part of computer which is used for typing?

Ans – Keyboard.

Q4. Name the pointing device?

Ans – Mouse.

Q5. Which device is used to take printout?

Ans – Printer.

Q6. Which device is used to hear sound?

Ans – Speaker.

Q7. Which device is used to record sound?

Ans – Microphone.

Q8. Which device is used to scan images or documents ?

Ans – Scanner.

Q9. Name the portable storage device.

Ans – Pendrive.

Q10. Name the storage device which is present in CPU.

Ans – Hard Disk.

## Subject-G.K

- Learn Book pg-6 to 11
- Learn Book page- 14 to 20

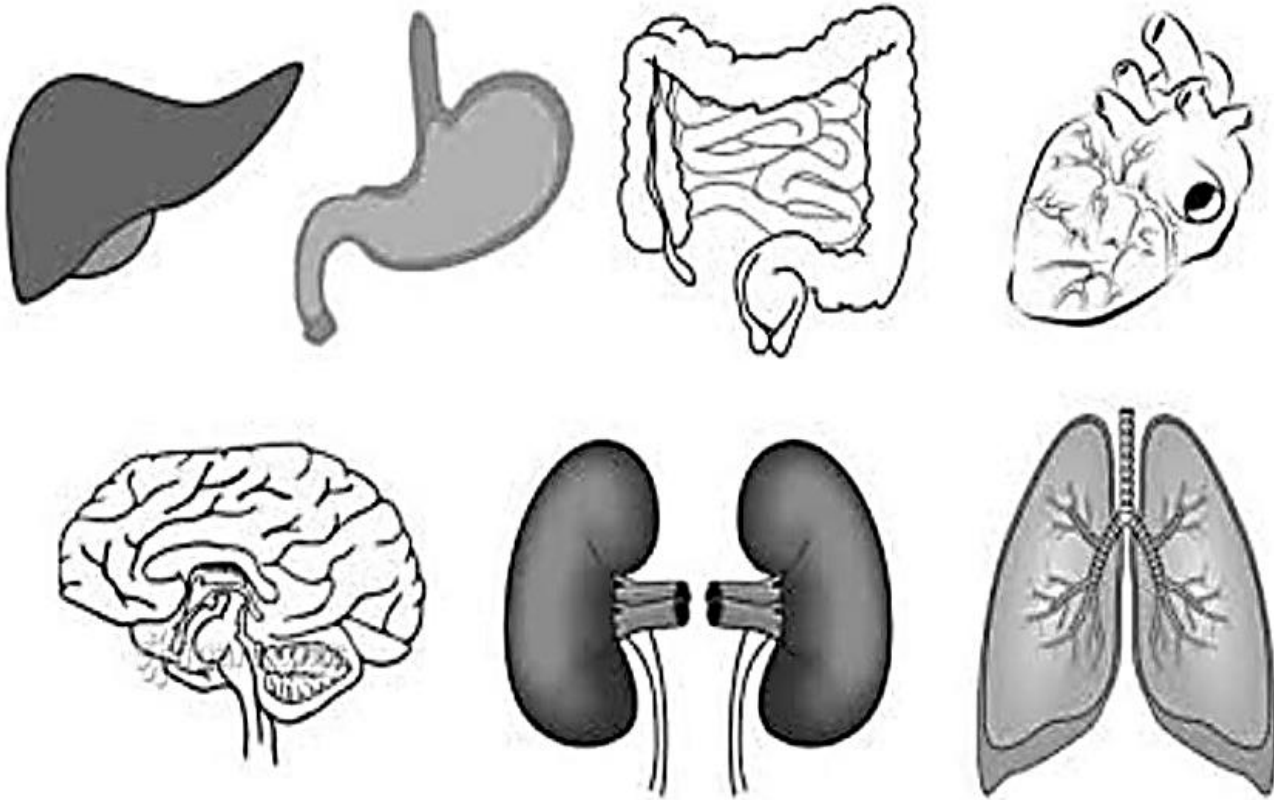
## Subject-Conversation

- Learn L-1, 2



Can you match the names to the internal organs?

Heart Lungs Brain Liver Kidneys Intestines Stomach



Fill in the gaps with the correct word-

Heart Lungs Brain Intestines Stomach

Your \_\_\_\_\_ sends blood around your body to all of your other organs.

Your \_\_\_\_\_ helps you to digest food that you have eaten.

Your \_\_\_\_\_ send oxygen into your blood stream.

The \_\_\_\_\_ take all of the good things out of the food you have eaten, like vitamins.

The \_\_\_\_\_ controls your entire body and is located in your skull.



Identify the organs and write the name-

kidney

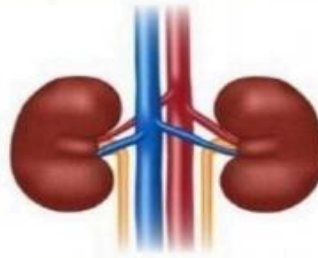
brain

liver

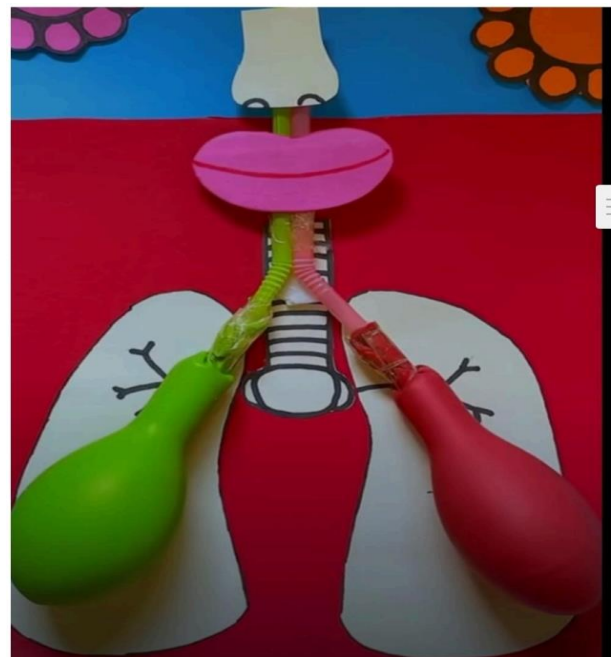
stomach

lungs

heart



Make a Working Model of following



## Subject- Punjabi

### ਆਪਣੇ ਬਾਰੇ ਲਿਖੋ

ਮੇਰਾ ਨਾਮ \_\_\_\_\_ ਹੈ।

ਮੈਂ \_\_\_\_\_ ਜਮਾਤ ਵਿੱਚ ਪੜ੍ਹਦਾ ਹਾਂ।

ਮੇਰੇ ਪਿਤਾ ਜੀ ਦਾ ਨਾਮ \_\_\_\_\_ ਹੈ।

ਮੇਰੇ ਮਾਤਾ ਜੀ ਦਾ ਨਾਮ \_\_\_\_\_ ਹੈ।

ਮੇਰੀ ਉਮਰ \_\_\_\_\_ ਸਾਲ ਹੈ।

ਮੈਂ \_\_\_\_\_ ਸਕੂਲ ਵਿੱਚ ਪੜ੍ਹਦਾ ਹਾਂ।

ਆਪਣੀ ਫੋਟੋ ਲਗਾਓ

- ਵਿਰੋਧੀ ਸ਼ਬਦ ਯਾਦ ਕਰੋ ਅਤੇ 5 ਵਾਰ ਲਿਖੋ।
- ਵਚਨ ਬਦਲੋ ਯਾਦ ਕਰੋ ਅਤੇ 5 ਵਾਰ ਲਿਖੋ।
- ਪਾਠ- 3,4,5 B.Ex. ਯਾਦ ਕਰੋ।
- ਪਾਠ- ,3,4,5 ਦੇ ਪ੍ਰਸ਼ਨ ਉੱਤਰ ਯਾਦ ਕਰੋ ਅਤੇ ਲਿਖੋ।
- ਧਿਆਨ ਨਾਲ ਪੜ੍ਹੋ।

#### ➤ ਵਿਰੋਧੀ ਸ਼ਬਦ ਯਾਦ ਕਰਕੇ ਲਿਖੋ।

1. ਠੰਢਾ	ਗਰਮ
2. ਧੁੱਪ	ਛਾਂ
3. ਵੱਡਾ	ਛੋਟਾ
4. ਹਲਕਾ	ਭਾਰਾ
5. ਮਿੱਠਾ	ਕੌੜਾ
6. ਅਮੀਰ	ਗਰੀਬ
7. ਸੁੱਖ	ਦੁੱਖ
8. ਜਿੱਤ	ਹਾਰ
9. ਨਵਾਂ	ਪੁਰਾਣਾ
10. ਅੱਗੇ	ਪਿੱਛੇ
11. ਹੱਸਣਾ	ਰੋਣਾ
12. ਦਿਨ	ਰਾਤ
13. ਮੋਟਾ	ਪਤਲਾ

#### 14. ਅੰਦਰ

#### ➤ ਵਚਨ ਬਦਲੋ

1. ਬੱਚਾ	ਬੱਚੇ
2. ਪੱਤਾ	ਪੱਤੇ
3. ਮੰਜਾ	ਮੰਜੇ
4. ਲੜਕਾ	ਲੜਕੇ
5. ਪੁਸਤਕਾਂ	ਪੁਸਤਕਾਂ
6. ਰੁੱਖ	ਰੁੱਖਾਂ
7. ਰੰਗ	ਰੰਗਾਂ
8. ਪੰਛੀ	ਪੰਛੀਆਂ
9. ਗਾਂ	ਗਾਂਵਾਂ
10. ਛਾਂ	ਛਾਂਵਾਂ

#### ਬਾਹਰ

## Subject- Hindi

1. Take 5 printouts and trace LETTERS.

### बिंदुओं को मिलाओ

स्वर

अ आ इ ई ऋ ॠ

ए ऐ ओ औ अः आः

व्यंजन

क ख ग घ ङ

च छ ज झ ञ

ट ठ ड ढ ण

त थ द ध न

प फ ब भ म

य र ल व श

ष स ह ष ञ

श

# Subject- English

Do your homework on holiday homework notebook.

- LEARN L-3 & 4 of MCB with question/answers and Back exercise.
- Write atleast 10 new words with their meanings.
- Art Integrated Project: Make any 5 pictures of "One and Many" concept and write their names too.

## Alphabetical Order

Alphabetical order is a system whereby character strings are placed in an order based on the position of the characters in the conventional ordering of an alphabet.

Arrange these words in alphabetical order.

1. basket, dustbin, clock, airplane

-----

2. pizza, grapes, onion, watermelon

-----

3. snow, jacket, jeans, hat

-----

4. sparrow, eagle, parrot, whale

-----

5. pillow, sheet, water, nail

-----

## Alphabetical Order

\_\_\_\_\_ name

Arrange each row in alphabetical order

1. brown green purple red

-----

2. spot blot hot cot

-----

3. cuboid sphere triangle rectangle

-----

4. here there said who

-----



## Common and Proper noun

Select and write the common and proper nouns from each sentence in the correct category.

Sentence	Common noun	Proper noun
Rene has a big basket.		
Tom is driving his car.		
Emma is eating an ice cream.		
Anny goes to school every day.		
Mike plays with her doll.		
David is drawing a picture.		
Rima has a pet dog.		
Jack is reading a storybook.		
Sam plays in the park.		
Sophia is singing a song.		
Jack has a beautiful guitar.		
I have a golden ring.		



# Jumbled Sentences

Q: Rearrange the following questing words to make a sentence.

✓ In the garden / beautiful / flowers / bloom.

.....

✓ The loudly / barks / the dog / at strangers.

.....

✓ Homework / complete / must / before / play.

.....

✓ The build / we / snowman / a / can.

.....

✓ The rain / dances / on / roof / the.

.....

✓ The wears / cat / a hat / funny.

.....

✓ The sun / sets / the mountains / behind.

.....

✓ The pizza / hot / is / and / cheesy.

.....

✓ Swimming / enjoy / we / the pool / in.

.....

✓ In the night / the stars / twinkle / brightly.

.....



## Subject- Maths

**Do Math work on Holiday's Homework notebook**

1. Write Tables 2 to 10 (2 times)
2. Write Jumbled Number Names upto-500
3. Solve Worksheets

### Comparing number.

Use  $>$ ,  $=$ , and  $<$  symbols to compare numbers.

$34 \bigcirc 43$

$67 \bigcirc 67$

$99 \bigcirc 15$

$56 \bigcirc 16$

$09 \bigcirc 19$

$33 \bigcirc 13$

$47 \bigcirc 78$

$94 \bigcirc 82$

$75 \bigcirc 55$

$27 \bigcirc 17$

$65 \bigcirc 65$

$89 \bigcirc 53$

$12 \bigcirc 86$

$91 \bigcirc 91$

$29 \bigcirc 92$

$96 \bigcirc 69$

Add the numbers and write down the correct answer.

$$\begin{array}{r} 1) \\ + 51 \\ \hline 42 \\ \hline \end{array}$$

$$\begin{array}{r} 2) \\ + 37 \\ \hline 42 \\ \hline \end{array}$$

$$\begin{array}{r} 3) \\ + 42 \\ \hline 36 \\ \hline \end{array}$$

$$\begin{array}{r} 4) \\ + 52 \\ \hline 34 \\ \hline \end{array}$$

$$\begin{array}{r} 5) \\ + 33 \\ \hline 35 \\ \hline \end{array}$$

$$\begin{array}{r} 6) \\ + 27 \\ \hline 62 \\ \hline \end{array}$$

$$\begin{array}{r} 7) \\ + 11 \\ \hline 34 \\ \hline \end{array}$$

$$\begin{array}{r} 8) \\ + 67 \\ \hline 12 \\ \hline \end{array}$$

$$\begin{array}{r} 9) \\ + 34 \\ \hline 42 \\ \hline \end{array}$$

$$\begin{array}{r} 10) \\ + 23 \\ \hline 45 \\ \hline \end{array}$$

$$\begin{array}{r} 11) \\ + 34 \\ \hline 25 \\ \hline \end{array}$$

$$\begin{array}{r} 12) \\ + 42 \\ \hline 31 \\ \hline \end{array}$$

# Add and Carry Digits

Add the number and write the answers below each of them in the box.

$$\begin{array}{r} \text{T} \quad \text{O} \\ 5 \quad 5 \\ + 2 \quad 3 \\ \hline \end{array}$$

$$\begin{array}{r} \text{T} \quad \text{O} \\ 2 \quad 5 \\ + 2 \quad 3 \\ \hline \end{array}$$

$$\begin{array}{r} \text{T} \quad \text{O} \\ 4 \quad 7 \\ + 1 \quad 7 \\ \hline \end{array}$$

$$\begin{array}{r} \text{T} \quad \text{O} \\ 8 \quad 1 \\ + 1 \quad 9 \\ \hline \end{array}$$

$$\begin{array}{r} \text{T} \quad \text{O} \\ 7 \quad 5 \\ + 1 \quad 3 \\ \hline \end{array}$$

$$\begin{array}{r} \text{T} \quad \text{O} \\ 1 \quad 1 \\ + 0 \quad 2 \\ \hline \end{array}$$

$$\begin{array}{r} \text{T} \quad \text{O} \\ 5 \quad 9 \\ + 4 \quad 0 \\ \hline \end{array}$$

$$\begin{array}{r} \text{T} \quad \text{O} \\ 6 \quad 5 \\ + 2 \quad 7 \\ \hline \end{array}$$

$$\begin{array}{r} \text{T} \quad \text{O} \\ 1 \quad 2 \\ + 1 \quad 0 \\ \hline \end{array}$$

$$\begin{array}{r} \text{T} \quad \text{O} \\ 4 \quad 1 \\ + 2 \quad 0 \\ \hline \end{array}$$

$$\begin{array}{r} \text{T} \quad \text{O} \\ 8 \quad 1 \\ + 1 \quad 1 \\ \hline \end{array}$$

$$\begin{array}{r} \text{T} \quad \text{O} \\ 6 \quad 0 \\ + 2 \quad 0 \\ \hline \end{array}$$



# 2 Digit Subtraction

Find the answer.

a. 
$$\begin{array}{r} 78 \\ - 77 \\ \hline \end{array}$$

b. 
$$\begin{array}{r} 32 \\ - 16 \\ \hline \end{array}$$

c. 
$$\begin{array}{r} 60 \\ - 49 \\ \hline \end{array}$$

d. 
$$\begin{array}{r} 40 \\ - 33 \\ \hline \end{array}$$

e. 
$$\begin{array}{r} 95 \\ - 12 \\ \hline \end{array}$$

f. 
$$\begin{array}{r} 28 \\ - 17 \\ \hline \end{array}$$

g. 
$$\begin{array}{r} 54 \\ - 10 \\ \hline \end{array}$$

h. 
$$\begin{array}{r} 72 \\ - 32 \\ \hline \end{array}$$

i. 
$$\begin{array}{r} 70 \\ - 36 \\ \hline \end{array}$$

j. 
$$\begin{array}{r} 60 \\ - 26 \\ \hline \end{array}$$

k. 
$$\begin{array}{r} 81 \\ - 51 \\ \hline \end{array}$$

l. 
$$\begin{array}{r} 50 \\ - 28 \\ \hline \end{array}$$

m. 
$$\begin{array}{r} 85 \\ - 41 \\ \hline \end{array}$$

n. 
$$\begin{array}{r} 91 \\ - 15 \\ \hline \end{array}$$

o. 
$$\begin{array}{r} 91 \\ - 53 \\ \hline \end{array}$$

p. 
$$\begin{array}{r} 74 \\ - 48 \\ \hline \end{array}$$

q. 
$$\begin{array}{r} 46 \\ - 30 \\ \hline \end{array}$$

r. 
$$\begin{array}{r} 15 \\ - 15 \\ \hline \end{array}$$

s. 
$$\begin{array}{r} 67 \\ - 57 \\ \hline \end{array}$$

t. 
$$\begin{array}{r} 39 \\ - 27 \\ \hline \end{array}$$

u. 
$$\begin{array}{r} 15 \\ - 13 \\ \hline \end{array}$$

Find the difference by Subtracting

$$\begin{array}{r} 1 \quad 58 \\ - 39 \\ \hline \end{array}$$

$$\begin{array}{r} 2 \quad 95 \\ - 67 \\ \hline \end{array}$$

$$\begin{array}{r} 3 \quad 61 \\ - 47 \\ \hline \end{array}$$

$$\begin{array}{r} 4 \quad 77 \\ - 68 \\ \hline \end{array}$$

$$\begin{array}{r} 5 \quad 51 \\ - 16 \\ \hline \end{array}$$

$$\begin{array}{r} 6 \quad 75 \\ - 16 \\ \hline \end{array}$$

$$\begin{array}{r} 7 \quad 90 \\ - 68 \\ \hline \end{array}$$

$$\begin{array}{r} 8 \quad 37 \\ - 28 \\ \hline \end{array}$$

$$\begin{array}{r} 9 \quad 60 \\ - 34 \\ \hline \end{array}$$

$$\begin{array}{r} 10 \quad 85 \\ - 76 \\ \hline \end{array}$$

$$\begin{array}{r} 11 \quad 74 \\ - 37 \\ \hline \end{array}$$

$$\begin{array}{r} 12 \quad 90 \\ - 71 \\ \hline \end{array}$$

$$\begin{array}{r} 13 \quad 11 \\ - 7 \\ \hline \end{array}$$

$$\begin{array}{r} 14 \quad 36 \\ - 18 \\ \hline \end{array}$$

$$\begin{array}{r} 15 \quad 74 \\ - 17 \\ \hline \end{array}$$

$$\begin{array}{r} 16 \quad 72 \\ - 58 \\ \hline \end{array}$$

$$\begin{array}{r} 17 \quad 32 \\ - 29 \\ \hline \end{array}$$

$$\begin{array}{r} 18 \quad 84 \\ - 47 \\ \hline \end{array}$$

$$\begin{array}{r} 19 \quad 8 \\ - 3 \\ \hline \end{array}$$

$$\begin{array}{r} 20 \quad 9 \\ - 6 \\ \hline \end{array}$$

## Adding numbers in columns

Solve the equation.

$$\begin{array}{r} 1. \quad 29 \\ + 81 \\ \hline \end{array}$$

$$\begin{array}{r} 2. \quad 48 \\ + 15 \\ \hline \end{array}$$

$$\begin{array}{r} 3. \quad 16 \\ + 70 \\ \hline \end{array}$$

$$\begin{array}{r} 4. \quad 37 \\ + 49 \\ \hline \end{array}$$

$$\begin{array}{r} 5. \quad 56 \\ + 27 \\ \hline \end{array}$$

$$\begin{array}{r} 6. \quad 45 \\ + 25 \\ \hline \end{array}$$

$$\begin{array}{r} 7. \quad 22 \\ + 66 \\ \hline \end{array}$$

$$\begin{array}{r} 8. \quad 43 \\ + 18 \\ \hline \end{array}$$

$$\begin{array}{r} 9. \quad 37 \\ + 68 \\ \hline \end{array}$$

$$\begin{array}{r} 10. \quad 52 \\ + 19 \\ \hline \end{array}$$

$$\begin{array}{r} 11. \quad 71 \\ + 13 \\ \hline \end{array}$$

$$\begin{array}{r} 12. \quad 24 \\ + 31 \\ \hline \end{array}$$

$$\begin{array}{r} 13. \quad 36 \\ + 36 \\ \hline \end{array}$$

$$\begin{array}{r} 14. \quad 17 \\ + 62 \\ \hline \end{array}$$

$$\begin{array}{r} 15. \quad 43 \\ + 48 \\ \hline \end{array}$$

$$\begin{array}{r} 16. \quad 85 \\ + 12 \\ \hline \end{array}$$

$$\begin{array}{r} 17. \quad 87 \\ + 18 \\ \hline \end{array}$$

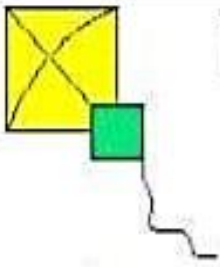
$$\begin{array}{r} 18. \quad 29 \\ + 36 \\ \hline \end{array}$$

$$\begin{array}{r} 19. \quad 12 \\ + 43 \\ \hline \end{array}$$

$$\begin{array}{r} 20. \quad 14 \\ + 59 \\ \hline \end{array}$$

Art Integrated Learning

Draw and paint the pictures and complete the naming word.




K \_ t e



L \_ \_ f



B \_ n




F \_ \_ h



Pa \_ l



S \_ n




B \_ l l



M \_ g




St \_ r



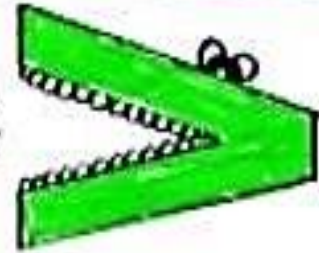
H \_ t

# Art Integrated Project

This is a sample of project. Compare the age given in pictures and put the sign of less / greater



Less / Greater



My age  
(Boy/Girl)



Age of my  
grandmother

45



Age of my grand-  
father

58



Age of my  
mother

31



Age of my sister

5



Age of my  
father

38



Name - \_\_\_\_\_

Class/Sec - \_\_\_\_\_

## ART ACTIVITY (Hindi / Punjabi - 1.1.4)

Picture Composition & Hindi Vowels.



1. सिह उमदीर सिँर — ची यँ।
2. सिमदा रंग — यँ।
3. असमान सिँर — रन।
4. असमान सिँर — उँड ररे रन।
5. रूँख रहा नूँ — अडे सुँय रूँखरे रन।

गुग, चँदल  
साह, थँडी  
रूँख

**Important Note:-** Respected Parents Kindly use 3-1 Note Book for holidays home Work.

