

Holidays Homework

CLASS-LKG

Dear Parents,

“We should live everyday like it is a holiday, being thankful and spending time with family and looking hopefully to the future”.

There is no doubt that vacations are the most appropriate time for the students to refresh and rejuvenate themselves to showcase their performance more enthusiastically. Children have ample energy which needs to be channelized in the right direction to get the best out of them.

Keeping this in mind the holiday homework has been designed to make them more observant and confident. Students must remember to complete all their Homework and submit it to the respective teachers upon their arrival at the school after vacations. **School will re-open on 6th July 2026.**

General Instructions:-

1. Get up early in the morning and go out for a walk daily.
2. Listen to news daily and read the news headlines.
3. Watch National Geographic, History and Discovery channels to enrich your general knowledge.
4. Subject based questions must be done in Holiday Homework Notebooks.
5. Show your best creativity and make colorful projects. Use good quality of sketch or glitter pens for writing headings only, text should be handwritten with blue or black pen.
6. Time Table must be made. Holiday Homework must be done over a period of one month. Don't consider Holiday Homework as a burden.

Subject- Maths

- Write 1 to 10 fifteen times, Oral:- Serial counting (1-20)
- Practice Dictation Daily :- (0-10)

Draw a line to connect the matching numbers

1 2 3 4 5 6 7 8

1 2

2 1

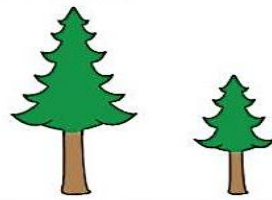
6 8 1 5 2 7 3 4

Tall vs. Short

1) Which is shorter?



2) Which is taller?



3) Which is taller?



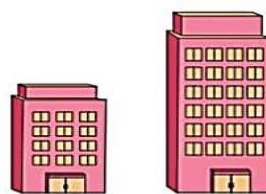
4) Which is shorter?



5) Who is shorter?



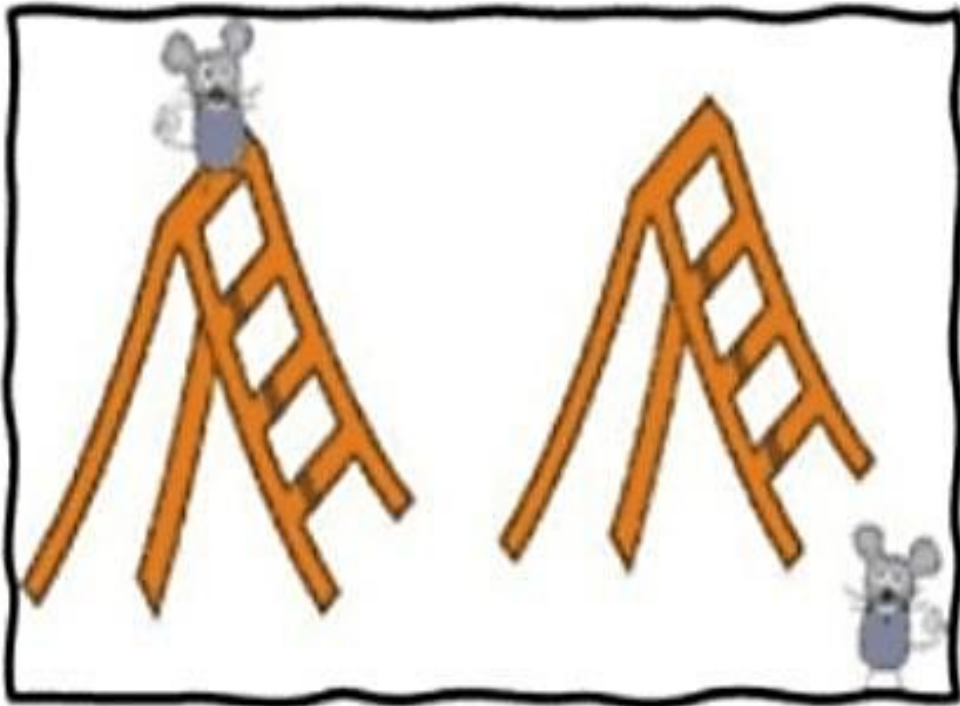
6) Which is taller?



Circle the Top Object:-



b) Choose the animal that is bottom, place an (x).




Circle the Under Object:-

On and Under

1. Circle the object that is on the table



2. Circle the object that is under the table



3. Circle the object that is on the table



Circle the number

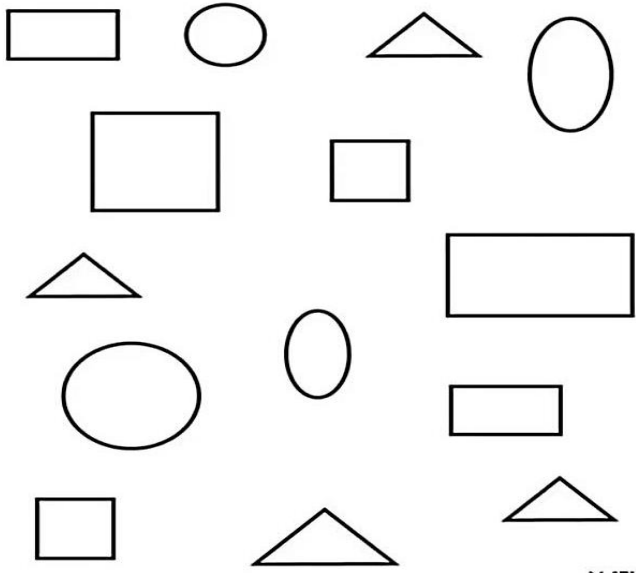
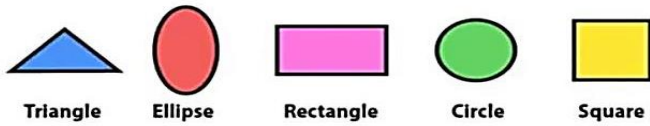
6

2 5 7 3 4 5 6
9 2 3 2 5
4 8 4 6 7 1 9
2 6 3 5 3 7
9 2 7 6 9 2
5 3 1 6 8 4
2 8 4 6 9 9



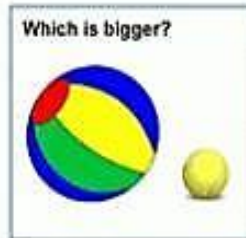
Count the items and write in the box:



Identify And Colour The Shapes

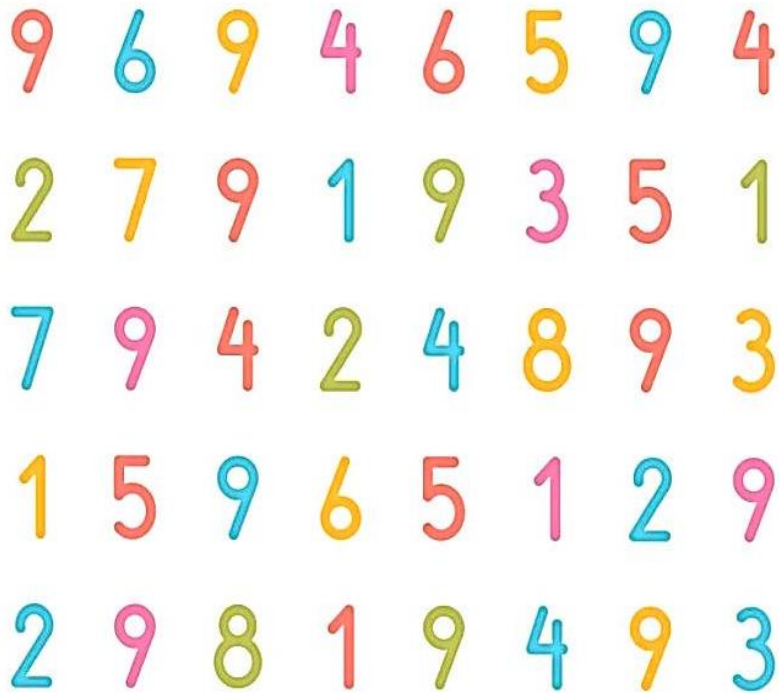


Look at the pictures in the boxes. Answer the questions by circling the correct picture.



123 NUMBERS 456

Circle the number 9



Subject- English

- Do practice of letters done in class. (I, L, T, H, E, F, V, W, X, Y, Z, M, N, A) on your rough notebook daily on single dot.

Match the picture with the letters:

Match the Pictures with the Correct Letter.



E

H

C

A

D

B

G

F

Matching

A

C

E

G

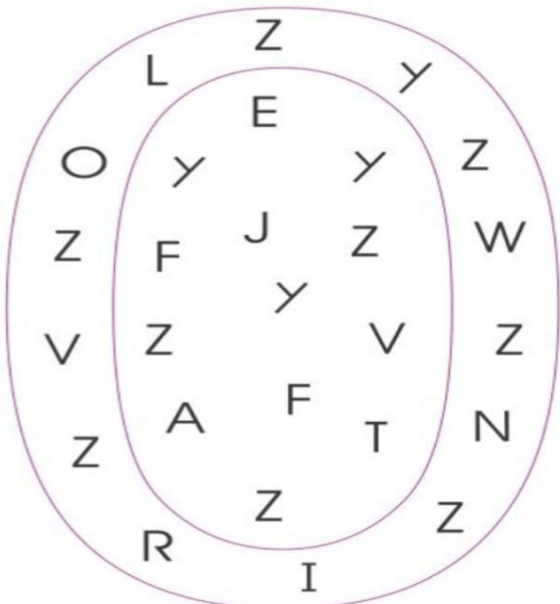
I

K

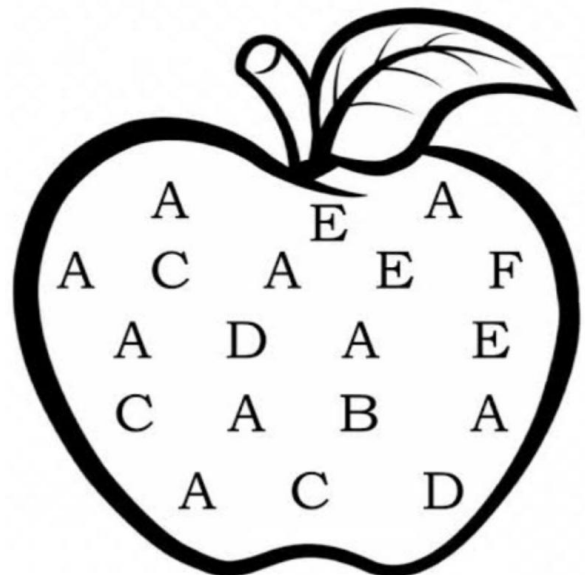


- Circle the letter:

Circle the letter 'Z'



* Circle the letter 'A'



Match the Alphabets with the object with the same starting Alphabet

> Match the picture with their first letter:

A
Y
F
P
O



J
L
N
R
T




N
L
O
K
M



• Write first letter of the picture:

Write the first letter of the given pictures.




Write the first letter of the given pictures.

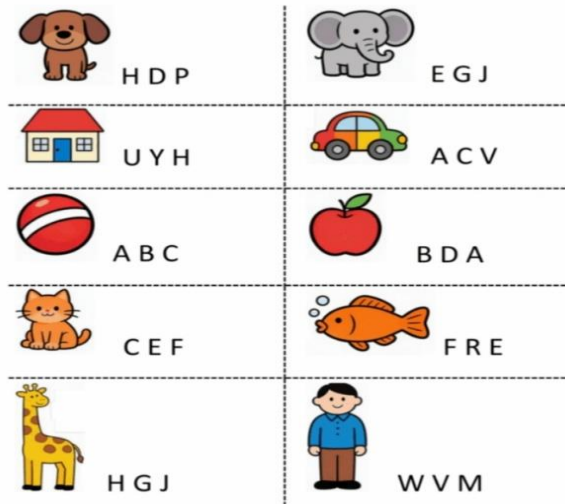


• Circle the correct letter of the given picture:

Circle the correct letter which is the first letter of the picture.



Look at the pictures. Circle the letter that makes the first sound.



- DO practice of Dictation of the letters done in notebook daily for recognition purpose.

• **Match with Same letter:**

Match the Uppercase Letters

A
B
F
G
H
J
M
P
R
Y

G
M
P
Y
H
R
A
F
B
J

I
M
V
W
T
H
E
Y
L
K
A

M
L
K
I
A
W
V
T
H
Y
E

➤ **LEARN THE FOLLOWING QUESTIONS:**

1) What is your name?

Ans: My name is

2) How are you?

Ans: I am fine, thank you.

3) What is your father's ?

Ans: My father's name is

4) What is your mother's name?

Ans: My mother's name is

5) In which class do you read?

Ans: I read in LKG

6) What is name of your school?

Ans: Sant Ishar Singh Ji Memorial Public School, Karamsar Rara Sahib.

7) Who is your Principal?

Ans: Dr. Dhiraj Kumar Thapliyal.

8) Who is your class incharge?

Ans: Ms.

Subject- Rhymes

Learn the following Rhymes thoroughly:

1. Hello Mr. Bunny Rabbit
2. Bits of Paper

Subject- Art

➤ Book Pg. No:- 4, 6, 13, 28, 29, 30, 31, 32


Subject- Divinity

☐ Learn ਮੂਲ ਮੰਤਰ।

Subject- General Awareness

➤ Learn Body parts, Colours, Fruits, Wild animals & My family from book:


Worksheet body parts




Quiz Time

- 1) Name the five body parts ?
- 2) Which animal lives in cave?
- 3) What do you do with your eyes?
- 4) What do you do with your nose?


worksheet fruits and colours.




apple




grapes






orange



watermelon



banana



Quiz Time

Q1 What is the colour of grapes?

Q2 What is the colour of mango?

Q3 What is the colour of pear?

Q4 What is colour of yours lips?

Q5 Which animal has the long neck?

Q6 Who is the king of Jungle?

Worksheet wild animals colour and circle it

