

# Holidays Homework

CLASS-1<sup>st</sup>

## Dear Parents,

“We should live everyday like it is a holiday, being thankful and spending time with family and looking hopefully to the future”.

There is no doubt that vacations are the most appropriate time for the students to refresh and rejuvenate themselves to showcase their performance more enthusiastically. Children have ample energy which needs to be channelized in the right direction to get the best out of them.

Keeping this in mind the holiday homework has been designed to make them more observant and confident. Students must remember to complete all their Homework and submit it to the respective teachers upon their arrival at the school after vacations. **School will re-open on 6<sup>th</sup> July 2026.**

## General Instructions:-

1. Get up early in the morning and go out for a walk daily.
2. Listen to news daily and read the news headlines.
3. Watch National Geographic, History and Discovery channels to enrich your general knowledge.
4. Subject based questions must be done in Holiday Homework Notebooks.
5. Show your best creativity and make colorful projects. Use good quality of sketch or glitter pens for writing headings only, text should be handwritten with blue or black pen.
6. Time Table must be made. Holiday Homework must be done over a period of one month. Don't consider Holiday Homework as a burden.

- ਨੋਟ-** 1. ਲਿਖਣ ਵਾਲਾ ਸਾਰਾ ਕੰਮ Holidays' Homework ਵਾਲੀ Copy ਉੱਤੇ ਕਰਨਾ ਹੈ।  
2. ਬੱਚੇ ਕੰਮ ਆਪਣੇ ਆਪ ਲਿਖਣਗੇ।  
3. Dear Parents ਇਹ ਤੁਹਾਡੀ ਜ਼ਿੰਮੇਵਾਰੀ ਹੈ ਕਿ ਬੱਚੇ ਸੁੰਦਰ ਲਿਖਾਈ ਵਿੱਚ ਕੰਮ ਕਰਨ।  
4. Project ਅਤੇ ਛੁੱਟੀਆਂ ਦੇ ਕੰਮ ਦੇ Marks ਮਿਲਣਗੇ ਜੇ ਕਿ ਬੱਚੇ ਦੇ ਰਿਜ਼ਲਟ ਵਿੱਚ ਜੋੜੇ ਜਾਣਗੇ।

## Subject- Computer

- **Read and learn chapter- 1, 2, (Back Exercise & Viva Question/Answer)**
- **Make a chart by pasting Pictures on A4 sheet on Topic - Parts of a Computer.**
- **Viva Q/A Based on Ch -1, 2.**
  - **Viva Q/A Based on Ch -1 Computer-A Smart Machine**

Q1. What is computer?

Ans – Machine.

Q2. Give one example of natural things.

Ans – Tree or Moon.

Q3. Who makes natural things?

Ans – Nature.

Q4. Who makes man-made things?

Ans – Humans.

Q5. Give one example of man-made things.

Ans – Chair or Car.

Q6. Name two places where computers are used?

Ans – School, Home.

Q7. Why is computer called a smart machine?

Ans – Because it works very fast.

### ➤ **Viva Q/A based on Ch– 2, Parts of a Computer**

Q1- Which part of a computer looks like a TV?

Ans – Monitor.

Q2- Which part is used to type letters?

Ans – Keyboard.

Q3- Which part is used to move the cursor?

Ans— Mouse.

Q4- Which part is called the brain of the computer?

Ans – CPU.

Q5- Which part shows pictures and text?

Ans – Monitor.

Q6- Which part prints on paper?

Ans – Printer.

Q7 - Which part is used to listen to sound?

Ans – Speakers.

Q8 - Which part is used to click and select?

Ans – Mouse.

Q9-Which part is used to enter data?

Ans – Keyboard.

Q10- Which part controls all computer functions?

Ans – CPU.

## Subject- Conversation

- Learn L-1, 2

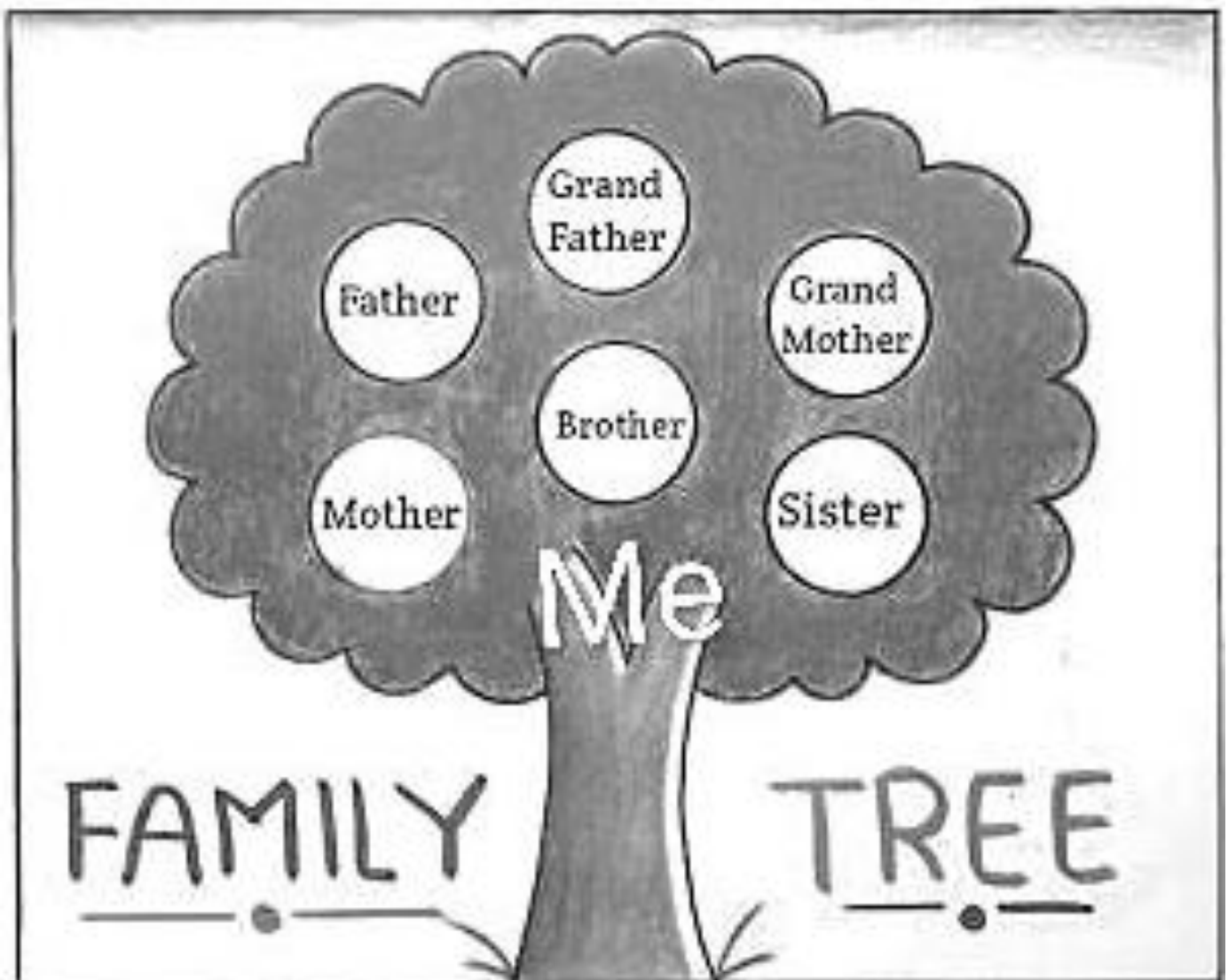
## Subject- E.V.S

### Rules to be followed:-

- Do the homework in neat and clean handwriting on Holidays Homework notebook, project work will be evaluated in final exams;
- Drink atleast 10 glasses of water daily.
- Respect your elders, wish good morning and good night.
- Wake up early, bath and pray to the God for healthy life.
- Eat fresh and healthy food.
- Protect yourself from sunlight.

### Homework: -

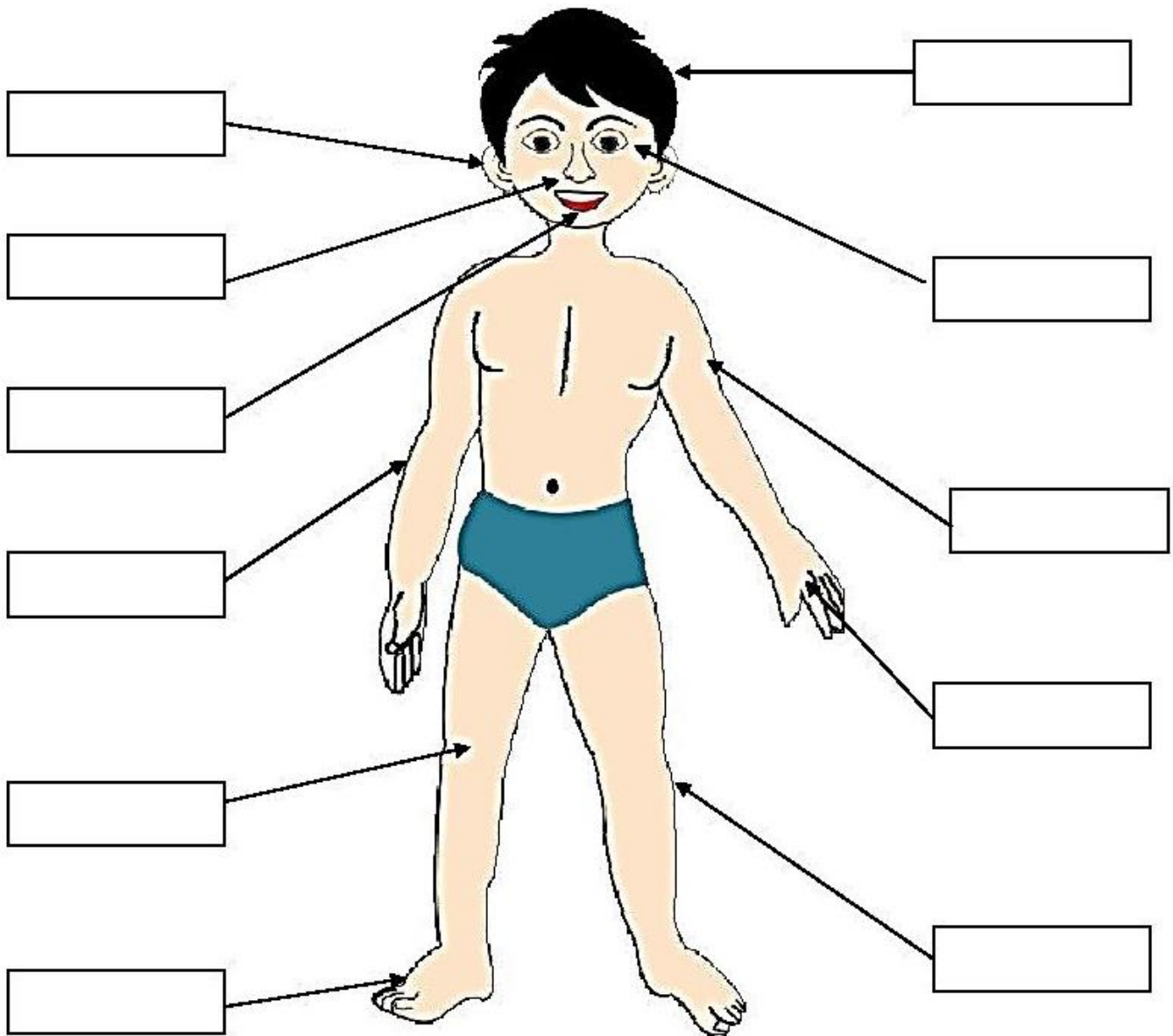
- Learn and write Ch- 3, 5 Q/Ans and Back Exercise two times.
- Make a family tree and paste pictures of your family members on A4 sheet.
- As a sample of family tree.



❖ Do the given below worksheets in neat and clean handwriting

### My Body Worksheet

Look at the bellow picture and use the word bank of at bottom of the page to help label the different part of the body.



Hair	Eye	Leg	Arm	Nose
Mouth	Hand	Ear	Knee	Elbow
		Foot		

# Five Senses

**Directions:** Encircle the letter of the correct answer.

1. Our  are used for \_\_\_\_\_.

- a. tasting      b. smelling      c. seeing

2. Our  are used for \_\_\_\_\_.

- a. hearing      b. smelling      c. seeing

3. Our  is used for \_\_\_\_\_.

- a. walking      b. smelling      c. hearing

4. Our  are used for \_\_\_\_\_.

- a. touching      b. seeing      c. tasting

5. Our  is used for \_\_\_\_\_.

- a. smelling      b. seeing      c. tasting


# Vocabulary Building

## Five Senses

Directions: Look at the pictures and write the names of senses under it from the box given below.




Sight    Smell    Taste    Hear    Touch



# The Five Senses

Cut and paste the words that matches the correct action for each body part.


We  with our



We  with our



We  with our



We  with our



We  with our



listen

see

touch

taste

smell




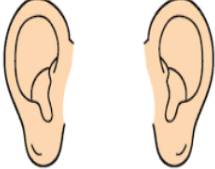

# Five Senses

Name: \_\_\_\_\_

Date: \_\_\_\_\_

Fill in the blanks with the correct answers.

nose	tongue	hear	touch	see
------	--------	------	-------	-----

1. I can smell with my _____.	
2. I can _____ with my eyes.	
3. I can _____ with my hands.	
4. I can _____ with my ears.	
5. I can taste with my _____.	

## EVS Worksheet- Food we Eat

### Q1. Fill in the blanks-

1. We eat dinner at \_\_\_\_\_.
2. A meal with all kinds of food in the right amount is a \_\_\_\_\_ meal.
3. It is important to \_\_\_\_\_ hands before and after meals .
4. We should not waste \_\_\_\_\_.
5. Cow and goat give us \_\_\_\_\_.

### Q2. Match the following-

- |           |                      |                          |
|-----------|----------------------|--------------------------|
| 1. Lunch  | breakfast and lunch  | <input type="checkbox"/> |
| 2. Pulses | get from animals     | <input type="checkbox"/> |
| 3. Water  | get from plants      | <input type="checkbox"/> |
| 4. brunch | 6-8 glasses          | <input type="checkbox"/> |
| 5. meat   | eat in the afternoon | <input type="checkbox"/> |

### Subject- Art

- Book pg. no. 3, 4, 5, 6, 7, 8, 9 & 11
- Draw and color
- Face of bear
- School Bus

### Subject- Punjabi

- ਵਰਣਮਾਲਾ ਲਿਖੋ (5 ਵਾਰ)
- ਕੰਨਾ, ਸਿਹਾਰੀ, ਬਿਹਾਰੀ, ਐਂਕੜ (ਹਰੇਕ ਮਾਤਰਾ ਦੇ 10-10 ਸ਼ਬਦ ਯਾਦ ਕਰੋ ਅਤੇ ਲਿਖੋ)
- ਰੰਗਾਂ ਦੇ ਨਾਮ ਲਿਖੋ ਤੇ ਯਾਦ ਕਰੋ।
- ਵੱਖ ਵੱਖ ਮਾਤਰਾਵਾਂ ਨਾਲ ਸੰਬੰਧਿਤ ਵਰਕਸ਼ੀਟਸ ਹੱਲ ਕਰੋ।

ਕੰਨਾ ਸ਼ਬਦ ਨੂੰ ਸਹੀ ਚਿੱਤਰ ਨਾਲ ਮਿਲਾਓ

ਸਿਹਾਰੀ ( f ) ਸ਼ਬਦ



ਜਾਲ



ਿ + ਦ + ਲ =



ਨਾਗ



ਿ + ਦ + ਨ =



ਹਾਰ



ਿ + ਸ + ਰ =



ਗਲਾਸ



ਿ + ਲ + ਖ =



ਗਾਜਰ



ਿ + ਮ + ਰ + ਚ =



ਗਮਲਾ



ਸ + ਿ + ਹ + ਦ =

ਅਨਾਰ



ਿ + ਹ + ਰ + ਨ =

ਟਮਾਟਰ

ਬਰਸਾਤ

ਤਲਵਾਰ

ਡਾਕਟਰ

ਨ + ਿ + ਹ + ਰ =

ਬਿਹਾਰੀ ਸ਼ਬਦ ਨੂੰ ਸਹੀ ਚਿੱਤਰ ਨਾਲ ਮਿਲਾਓ

ਅੰਕਤ ( \_ ) ਸ਼ਬਦ



ਨਦੀ



ਸ + \_ + ਟ =



ਸੀਟੀ



ਪ + \_ + ਲ =



ਕੀੜੀ



ਖ + \_ + ਸ =



ਜੀਪ



ਤ + \_ + ਰ =



ਤੀਰ



ਚ + \_ + ਟ =

ਸਰੀਰ

ਮਸ਼ੀਨ

ਦੀਪਕ

ਕਮੀਜ਼



ਓ + \_ + ਮ + ਰ =



ਬ + \_ + ਰ + ਸ =



ਹ + \_ + ਨ + ਰ =

## Subject- Maths

Rules to be followed.

❖ Do the homework in neat and clean handwriting in holiday homework notebook

➤ Do practice of ch- 3 and 4

❖ Do the given below worksheets in neat and clean handwriting

### What comes -

BEFORE

\_\_\_\_\_ 5

\_\_\_\_\_ 16

\_\_\_\_\_ 19

\_\_\_\_\_ 10

\_\_\_\_\_ 7

\_\_\_\_\_ 3

\_\_\_\_\_ 14

\_\_\_\_\_ 18

BETWEEN

15 \_\_\_\_\_ 17

17 \_\_\_\_\_ 19

3 \_\_\_\_\_ 5

6 \_\_\_\_\_ 8

16 \_\_\_\_\_ 18

14 \_\_\_\_\_ 16

8 \_\_\_\_\_ 10

7 \_\_\_\_\_ 9

AFTER

2 \_\_\_\_\_

13 \_\_\_\_\_

18 \_\_\_\_\_

19 \_\_\_\_\_

5 \_\_\_\_\_

6 \_\_\_\_\_

9 \_\_\_\_\_


14 \_\_\_\_\_

# Write The Missing Numbers!

1		3		5
	7		9	
11		13		15
	17		19	

# Counting Back From 20

Count backwards from 20 to fill in the missing numbers of the series.



**Put the sign <, >, =**

$4 < 9$

$7 \square 10$

$8 \square 10$

$3 \square 3$

$9 \square 9$

$5 \square 6$

$4 \square 6$

$12 \square 12$

$9 \square 7$

$19 \square 17$

$6 \square 6$

$9 \square 12$

$5 \square 8$

$16 \square 20$

$6 \square 3$

$15 \square 15$

$7 \square 7$

$14 \square 19$

## Ascending order 1-20

Write the numbers from smallest to biggest.

4, 11, 9, 16	<input type="text"/>	<input type="text"/>	<input type="text"/>	<input type="text"/>
3, 7, 12, 5	<input type="text"/>	<input type="text"/>	<input type="text"/>	<input type="text"/>
6, 15, 1, 13	<input type="text"/>	<input type="text"/>	<input type="text"/>	<input type="text"/>
10, 8, 19, 3	<input type="text"/>	<input type="text"/>	<input type="text"/>	<input type="text"/>
14, 6, 9, 2	<input type="text"/>	<input type="text"/>	<input type="text"/>	<input type="text"/>
20, 11, 5, 8	<input type="text"/>	<input type="text"/>	<input type="text"/>	<input type="text"/>

## Descending order 1-20

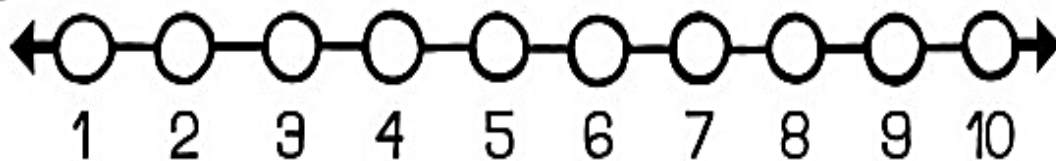
Write the numbers from biggest to smallest.

4, 13, 7, 1	<input type="text"/>	<input type="text"/>	<input type="text"/>	<input type="text"/>
11, 8, 6, 20	<input type="text"/>	<input type="text"/>	<input type="text"/>	<input type="text"/>
8, 12, 3, 10	<input type="text"/>	<input type="text"/>	<input type="text"/>	<input type="text"/>
6, 17, 4, 9	<input type="text"/>	<input type="text"/>	<input type="text"/>	<input type="text"/>
16, 4, 9, 1	<input type="text"/>	<input type="text"/>	<input type="text"/>	<input type="text"/>
11, 6, 18, 5	<input type="text"/>	<input type="text"/>	<input type="text"/>	<input type="text"/>



# MIXED PRACTICE

IHS



Find the sum or difference.

$$\begin{array}{r} 1 \\ +1 \\ \hline \end{array}$$

$$\begin{array}{r} 1 \\ +2 \\ \hline \end{array}$$

$$\begin{array}{r} 1 \\ +3 \\ \hline \end{array}$$

$$\begin{array}{r} 1 \\ +4 \\ \hline \end{array}$$

$$\begin{array}{r} 1 \\ +4 \\ \hline \end{array}$$

$$\begin{array}{r} 8 \\ -2 \\ \hline \end{array}$$

$$\begin{array}{r} 1 \\ +7 \\ \hline \end{array}$$

$$\begin{array}{r} 2 \\ +8 \\ \hline \end{array}$$

$$\begin{array}{r} 1 \\ +9 \\ \hline \end{array}$$

$$\begin{array}{r} 5 \\ -4 \\ \hline \end{array}$$

$$\begin{array}{r} 2 \\ +0 \\ \hline \end{array}$$

$$\begin{array}{r} 2 \\ +1 \\ \hline \end{array}$$

$$\begin{array}{r} 7 \\ +3 \\ \hline \end{array}$$

$$\begin{array}{r} 2 \\ +4 \\ \hline \end{array}$$

$$\begin{array}{r} 2 \\ +5 \\ \hline \end{array}$$

$$\begin{array}{r} 6 \\ -4 \\ \hline \end{array}$$

$$\begin{array}{r} 2 \\ +7 \\ \hline \end{array}$$

$$\begin{array}{r} 2 \\ +8 \\ \hline \end{array}$$

$$\begin{array}{r} 6 \\ -0 \\ \hline \end{array}$$

$$\begin{array}{r} 3 \\ +1 \\ \hline \end{array}$$

$$\begin{array}{r} 3 \\ +2 \\ \hline \end{array}$$

$$\begin{array}{r} 5 \\ -4 \\ \hline \end{array}$$

$$\begin{array}{r} 2 \\ +6 \\ \hline \end{array}$$

$$\begin{array}{r} 1 \\ +7 \\ \hline \end{array}$$

$$\begin{array}{r} 6 \\ -2 \\ \hline \end{array}$$

$$\begin{array}{r} 5 \\ +0 \\ \hline \end{array}$$

$$\begin{array}{r} 9 \\ +1 \\ \hline \end{array}$$

$$\begin{array}{r} 6 \\ +2 \\ \hline \end{array}$$

$$\begin{array}{r} 4 \\ -1 \\ \hline \end{array}$$

$$\begin{array}{r} 4 \\ -2 \\ \hline \end{array}$$

$$\begin{array}{r} 3 \\ +1 \\ \hline \end{array}$$

$$\begin{array}{r} 1 \\ +4 \\ \hline \end{array}$$

$$\begin{array}{r} 5 \\ -1 \\ \hline \end{array}$$

$$\begin{array}{r} 1 \\ +6 \\ \hline \end{array}$$

$$\begin{array}{r} 6 \\ -5 \\ \hline \end{array}$$

$$\begin{array}{r} 5 \\ -4 \\ \hline \end{array}$$

$$\begin{array}{r} 5 \\ -5 \\ \hline \end{array}$$

$$\begin{array}{r} 6 \\ +2 \\ \hline \end{array}$$

$$\begin{array}{r} 6 \\ +4 \\ \hline \end{array}$$

$$\begin{array}{r} 6 \\ +6 \\ \hline \end{array}$$

$$\begin{array}{r} 7 \\ -2 \\ \hline \end{array}$$

$$\begin{array}{r} 7 \\ +1 \\ \hline \end{array}$$

$$\begin{array}{r} 8 \\ +2 \\ \hline \end{array}$$

$$\begin{array}{r} 8 \\ -3 \\ \hline \end{array}$$

$$\begin{array}{r} 8 \\ -7 \\ \hline \end{array}$$

$$\begin{array}{r} 9 \\ +2 \\ \hline \end{array}$$

$$\begin{array}{r} 9 \\ +3 \\ \hline \end{array}$$

$$\begin{array}{r} 9 \\ -0 \\ \hline \end{array}$$

$$\begin{array}{r} 9 \\ +4 \\ \hline \end{array}$$

## Subject- English

**Note:-** Please do not write on fair notebooks while completing holiday homework.

**Instructions:-** Please get the worksheets printed to read and write or use (Holidays homework notebook)

# Articles

Add 'a' or 'an' before the words.

\_\_\_\_\_ toy

\_\_\_\_\_ table

\_\_\_\_\_ engineer

\_\_\_\_\_ girl

\_\_\_\_\_ notebook

\_\_\_\_\_ aunt

\_\_\_\_\_ computer

\_\_\_\_\_ watch

\_\_\_\_\_ library

\_\_\_\_\_ ice-cream

\_\_\_\_\_ student

\_\_\_\_\_ house

\_\_\_\_\_ airport

\_\_\_\_\_ ring

\_\_\_\_\_ umbrella

\_\_\_\_\_ accident

Circle the word that names the picture then write the word.

1.



sad

cat

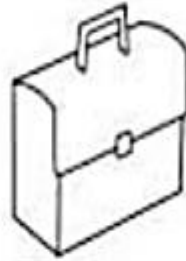
hat

\_\_\_\_\_

-----

\_\_\_\_\_

2.



bag

can

man

\_\_\_\_\_

-----

\_\_\_\_\_

3.



fat

fan

tan

\_\_\_\_\_

-----

\_\_\_\_\_

4.



tag

cap

pan

\_\_\_\_\_

-----

\_\_\_\_\_

5.



wet

bat

jam

\_\_\_\_\_

-----

\_\_\_\_\_

6.



tap

ham

cab

\_\_\_\_\_




-----

\_\_\_\_\_

# Naming words - Nouns



See the pictures and write down the naming words in the correct box.



Name of animals	Name of things	Name of persons	Name of places

# Q. Underline the naming words.

(names of persons, places, animals, birds, things)

1. The cat meowed.
2. The bird sang.
3. Her dog jumped.
4. The girl cried.
5. She skipped the rock.
6. The fish swam.
7. The boat sank.
8. The cookies baked.
9. The school opened.
10. The computer crashed.
11. The car drove.
12. The library closed.
13. Her shirt ripped.
14. The drink spilled.
15. The remote broke.

## Subject-Divinity

- Learn ਮੂਲ ਮੰਤਰ, ਪਹਿਲੀ ਪਉੜੀ, ਦਸ ਗੁਰੂ ਸਾਹਿਬਾਨ ਦੇ ਨਾਮ।

## Subject- G.K

(Learn Orally)


1. Book page 7 - Learn any 5 names of flowers.
2. Book page 8 - Learn any 5 vegetables' and any 5 fruits' names.
3. Book page 9 - Learn any 10 names of animals.(wild & pets)
4. Book page 10 - Learn names of homes of birds and animals.
5. Book page 12 - Learn names of National Symbols.
6. Book page 14 - Learn any 5 names of famous monuments.

- ◆ Learn Oral Q. Ans. of April and May months from Syllabus Booklet.

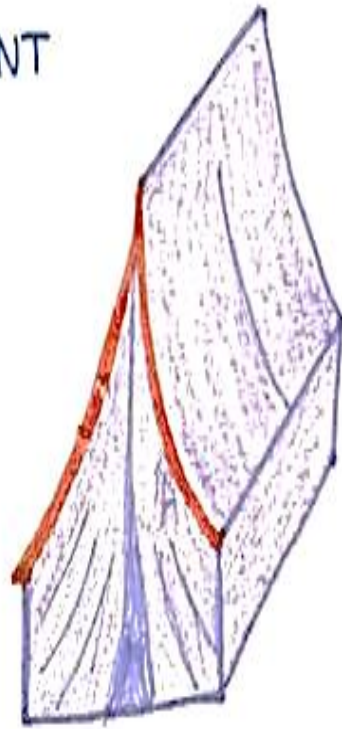
## Art Integrated Activity

Draw and paint different types of houses on A4 size sheet.  
As Example of different houses are given below.


HUT



TENT




BOAT HOUSE



IGLOO




Art Integrated Project



## Art Activity English

FILL COLOURS IN RAINBOW AND PASTE COTTON BUDS IN CLOUDS



1. How many colours are there in rainbow?

Ans- \_\_\_\_\_.

2. Have you ever seen a rainbow?

Ans- \_\_\_\_\_.

3. What do you see in the sky after rain?

Ans- \_\_\_\_\_.

**Important Note:-** Respected Parents Kindly use 3-1 Note Book for holidays home Work.

