

Holidays Homework

CLASS-UKG

Dear Parents,

“We should live everyday like it is a holiday, being thankful and spending time with family and looking hopefully to the future”.

There is no doubt that vacations are the most appropriate time for the students to refresh and rejuvenate themselves to showcase their performance more enthusiastically. Children have ample energy which needs to be channelized in the right direction to get the best out of them.

Keeping this in mind the holiday homework has been designed to make them more observant and confident. Students must remember to complete all their Homework and submit it to the respective teachers upon their arrival at the school after vacations. **School will re-open on 6th July 2026.**

General Instructions:-

1. Get up early in the morning and go out for a walk daily.
2. Listen to news daily and read the news headlines.
3. Watch National Geographic, History and Discovery channels to enrich your general knowledge.
4. Subject based questions must be done in Holiday Homework Notebooks.
5. Show your best creativity and make colorful projects. Use good quality of sketch or glitter pens for writing headings only, text should be handwritten with blue or black pen.
6. Time Table must be made. Holiday Homework must be done over a period of one month. Don't consider Holiday Homework as a burden.

Subject- English

- Read book page- 4, 5, 6, 7, 8, 9, 13, 14, 15
- Write cursive a-z (10-times)
- Match Capital (A-Z) with cursive Letters (a-z) (5-Times)
- Do Dictation cursive a-z(10 times)
- Learn Hop a little, Ba... Ba... Black Sheep, ਪਤੰਗ , हमारी नानी
- Learn MY SELF

Subject- Maths

Write and learn.

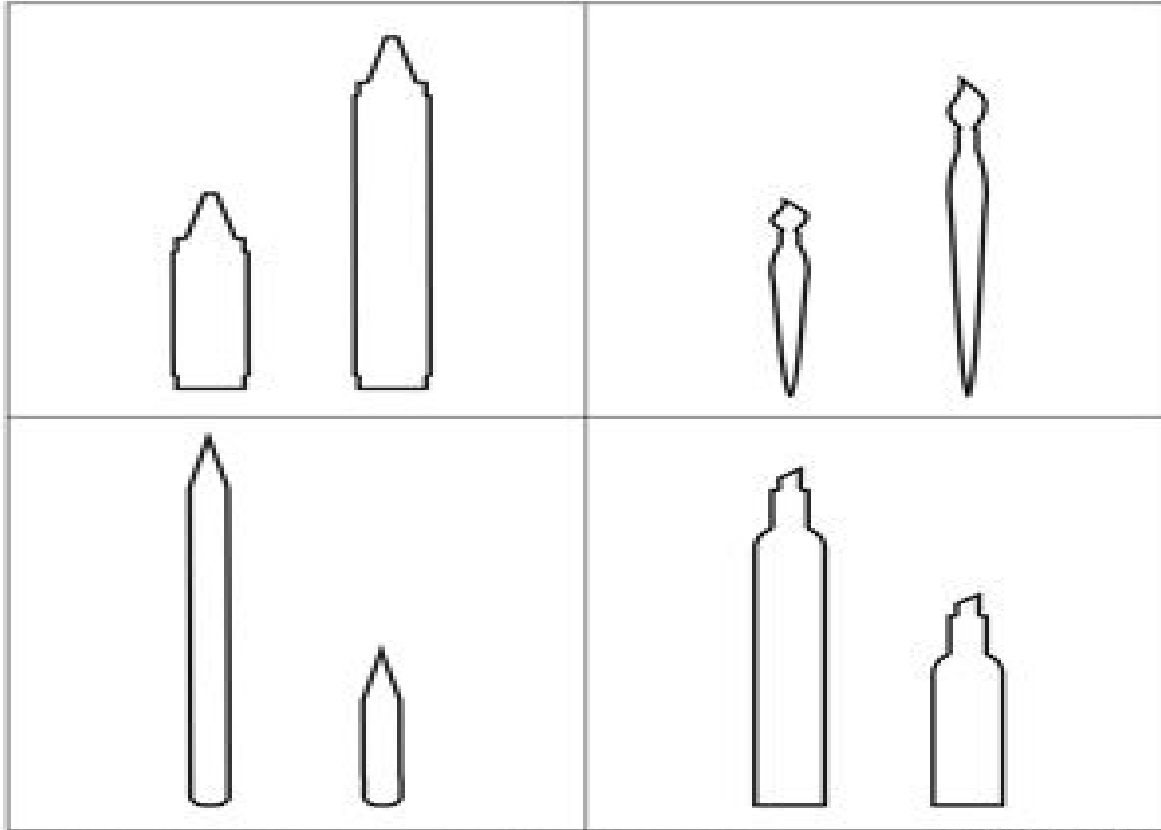
- Dictation 1-100
- Blanks 1-100
- W.C. before /after / between (1-50)
- Back counting 20-1
- S.C. 1-100
- Concept of big / small
- Concept of long / short

Subject- Divinity

- Learn Name of first five Gurus


Long and Short

Look at the pictures in each of the four sections.
Color the **long** picture blue and the **short** picture green.



BIG & SMALL

Color Big object with red and Small with blue.



Number up to 50

What number comes before ?

___ 25

___ 29

___ 41

___ 47

___ 42

___ 45

___ 37

___ 32

___ 36

___ 34

___ 39

___ 30

___ 46

___ 33

___ 27

___ 49

___ 38

___ 23

Number up to 50
Which number comes after ?

43 _____

34 _____

38 _____

25 _____

26 _____

35 _____

22 _____

24 _____

28 _____

48 _____

30 _____

45 _____

33 _____

27 _____

49 _____

47 _____

44 _____

40 _____

What comes between? (1-50)

11	___	13
----	-----	----

21	___	23
----	-----	----

33	___	35
----	-----	----

43	___	45
----	-----	----

18	___	20
----	-----	----

37	___	39
----	-----	----

26	___	28
----	-----	----

14	___	16
----	-----	----

7	___	9
---	-----	---

23	___	25
----	-----	----

35	___	37
----	-----	----

46	___	48
----	-----	----

41	___	43
----	-----	----

38	___	40
----	-----	----

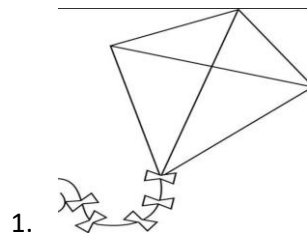
Subject- General.Awareness

- Read page 3, 4, 5, 6, 7, 8, 9, 10, 11, 12, 13 and learn Questions/answers


Subject- ਪੰਜਾਬੀ

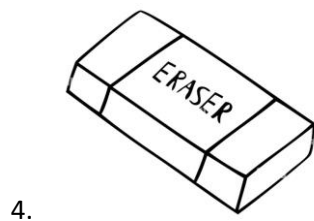
- ਅੱਖਰ ਲਿਖੋ :- ਹ, ਰ, ਗ, ਮ, ਸ, ਕ, ਛ, ਖ, ਏ, ਘ, ਙ, ਪ, ਧ, ਥ.
- Read page- 4 - 6


➤ ਤਸਵੀਰ ਦੇਖ ਕੇ ਪਹਿਲਾਂ ਅੱਖਰ ਲਿਖੋ।

















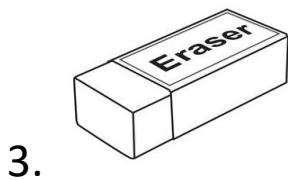
➤ ਸਹੀ ਅੱਖਰ ਤੇ ਗੋਲਾ ਲਗਾਓ।



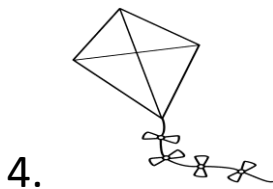
ਕ ਓ ਗ



ਙ ਟ ਮ



ਓ ਰ ਠ



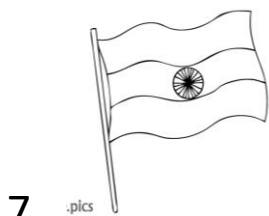
ਪ ਆ ਟ



ਗ ਨ ਙ



ਹ ਘ ਧ



ਕ ਘ ਝ

➤ ਤਸਵੀਰ ਦੇਖ ਕੇ ਸਹੀ ਅੱਖਰ ਨਾਲ ਮਿਲਾਨ ਕਰੋ।



ਹ



ਕ




ਘ




ਗ



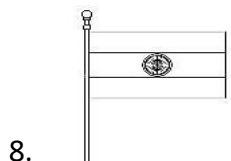
ਸ



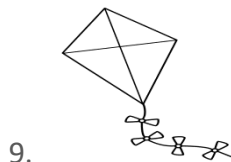
ਰ



ਪ



ਮ



ੜ

Important Note:- Respected Parents Kindly use 3-1 Note Book for holidays home Work.

